

# New London 2017

---

PREPARED FOR CONNECTICUT PORT AUTHORITY

PREPARED BY CONNECTICUT ECONOMIC RESOURCE CENTER, INC.

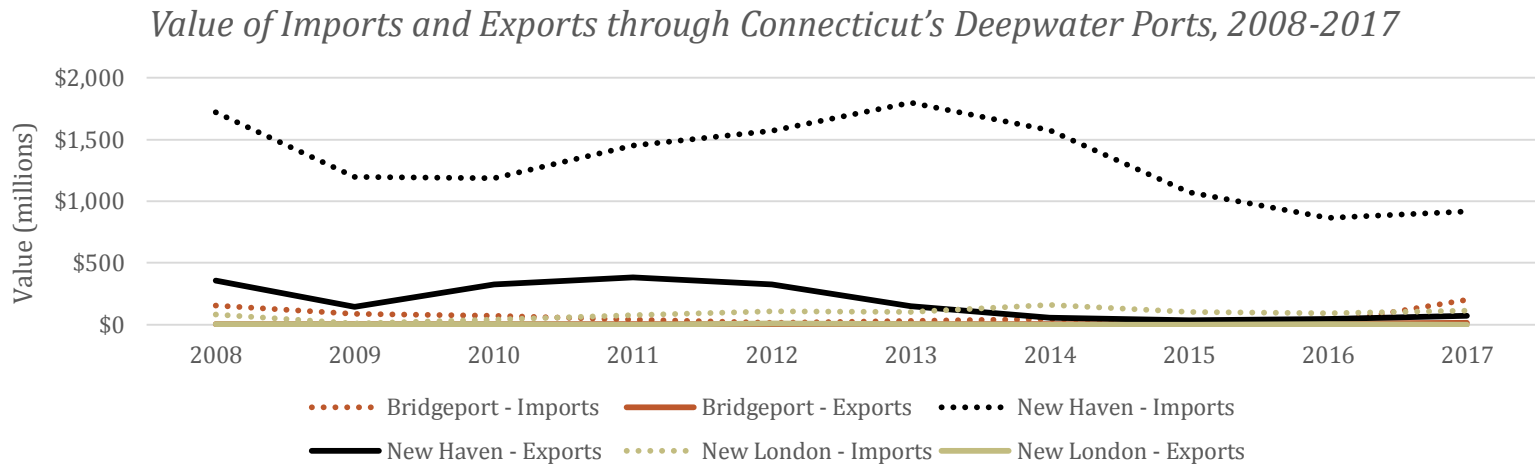
DRAFT (2/1/2018)



Connecticut  
Economic  
Resource Center

*Collaboration at Work*

# Port Imports and Exports



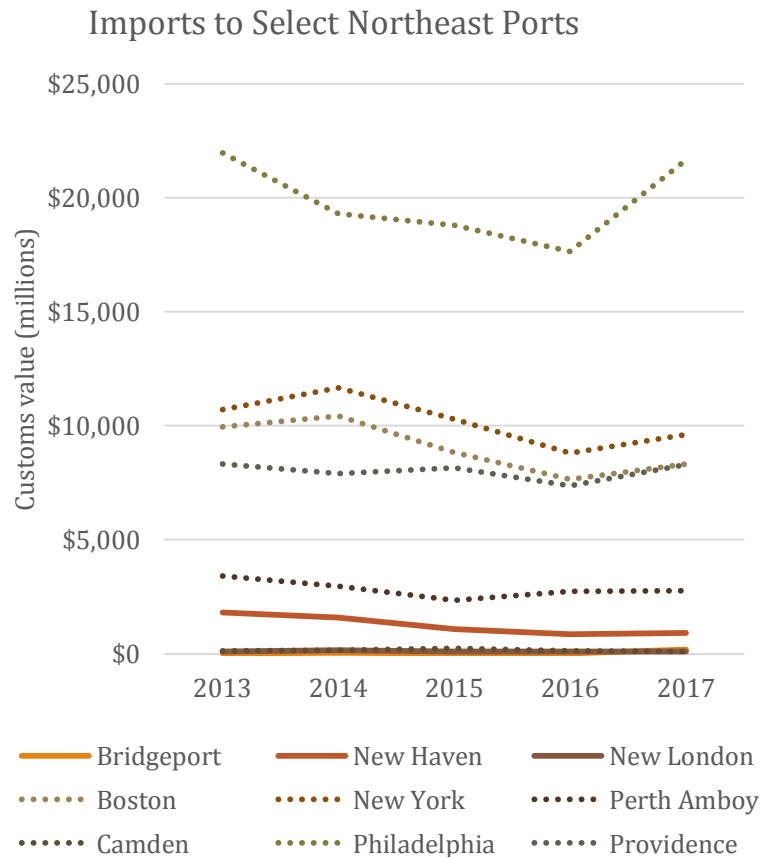
- The values of both imports and exports through CT's deepwater ports increased from 2016 to 2017, recapturing some of the losses in prior years
  - Imports through all three ports increased by 26.9% from 2016
  - Exports through the Ports of New Haven and New London also increased, for a net increase of 61.5%

Source: U.S. Census Bureau, USA Trade Online; CERC calculations.

# Import Trends

---

# Imports to Northeastern U.S. Ports



- The largest ports in the Northeast, by dollar value of imports, are Newark (\$156 billion; not included in chart) and Philadelphia (\$22 billion)
- Connecticut's ports are among the biggest shippers for Iron and Steel products among Northeast ports in 2016
  - New Haven ranked #3 (behind only Philadelphia and Newark) for Iron and Steel in 2017
  - New London was ranked #4 for Iron and Steel imports

Source: U.S. Census Bureau, USA Trade Online; CERC calculations.

# Top Import Commodities

## Top Ten Imports through Connecticut's Deepwater Ports, 2013-2017

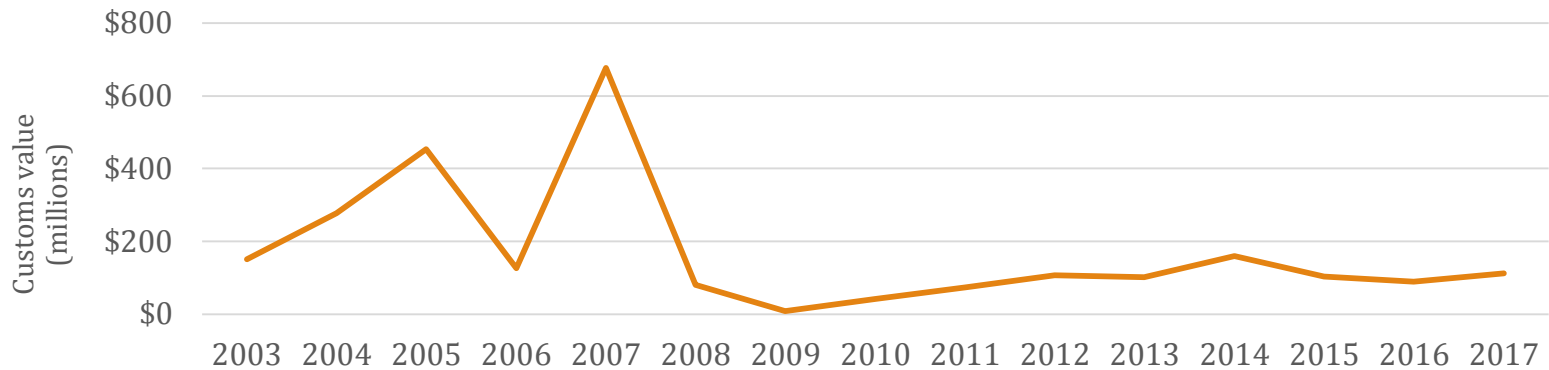
(figures shown in millions, \$USD)

Commodity	2017	2016	2015	2014	2013	total
Mineral Fuel, Oil Etc.; Bitumen Subst.; Mineral Wax	\$786.9	\$666.7	\$948.6	\$1,515.0	\$1,751.7	\$5,669.0
Iron And Steel	198.3	185.4	179.9	217.2	77.4	858.2
Miscellaneous Chemical Products	13.8	82.8	18.2	0.1	29.7	144.6
Special Classification Provisions, Nesoi	93.4	0.6	4.5	0.9	0.3	99.7
Articles Of Iron Or Steel	14.9	11.3	15.1	19.2	28.2	88.7
Nuclear Reactors, Boilers, Machinery Etc.; Parts	60.6	6.1	0.1	0.5	13.3	80.6
Salt; Sulfur; Earth & Stone; Lime & Cement Plaster	13.5	9.5	18.7	15.5	6.9	64.0
Aircraft, Spacecraft, And Parts Thereof	4.1	0.0	0.0	1.1	14.5	19.7
Electric Machinery Etc; Sound Equip; Tv Equip; Pts	18.8	0.0	0.0	0.0	0.0	18.9
Wood And Articles Of Wood; Wood Charcoal	5.4	0.6	2.2	9.6	0.0	17.8

Source: U.S. Census Bureau, USA Trade Online.

# Import Trends: New London

---



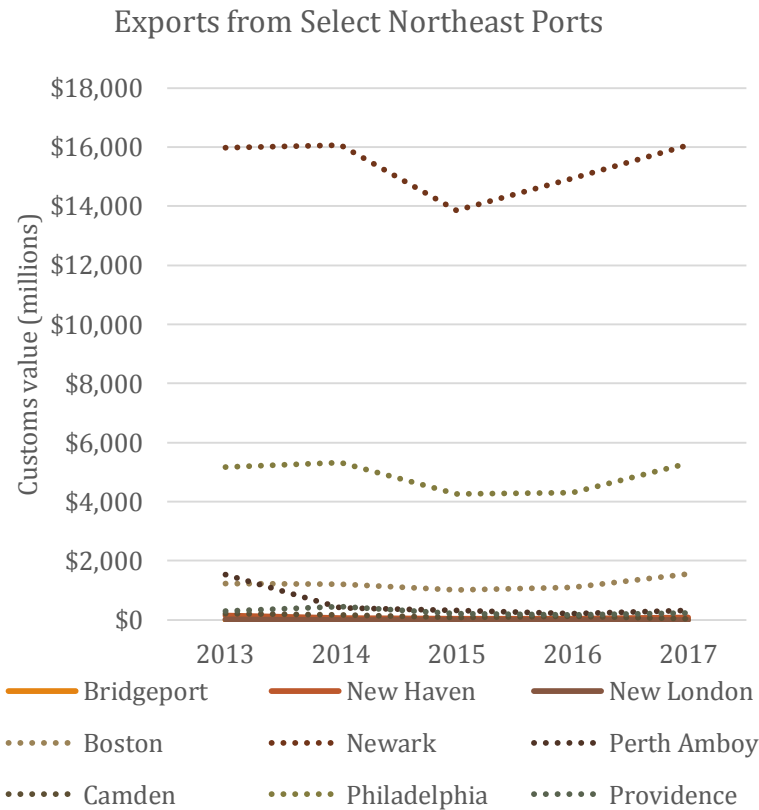
- The Port of New London's imports increased gradually after the trough in 2009, with a smaller peak in 2014 and levelling off since that time
  - The largest imports by value through New London in 2017 was Iron and Steel, at \$88 million, followed by Articles of Iron and Steel (\$14 million)

Source: U.S. Census Bureau, USA Trade Online.

# Export Trends

---

# Exports from Northeastern U.S. Ports



- The largest ports in the Northeast, by dollar value of exports in 2017, were New York (\$32 billion; not included in chart) and Newark (\$16 billion)

Source: U.S. Census Bureau, USA Trade Online.



# Top Export Commodities

## Top Ten Exports through Connecticut's Deepwater Ports, 2013-2017

(figures shown in millions, \$USD)

Commodity	2017	2016	2015	2014	2013	total
Iron And Steel	\$49.7	\$40.5	\$21.4	\$53.6	\$148.4	\$313.7
Mineral Fuel, Oil Etc.; Bitumen Subst.; Mineral Wax	18.8	6.9	10.6	3.4	0.0	39.7
Aircraft, Spacecraft, And Parts Thereof	13.9	0.0	0.0	0.0	2.7	16.6
Miscellaneous Chemical Products	0.1	2.3	0.0	0.0	0.1	2.5
Optic, Photo Etc., Medic Or Surgical Instruments Etc.	0.1	0.6	0.7	0.1	0.2	1.7
Special Classification Provisions, Nesoi	0.0	0.6	0.4	0.0	0.4	1.4
Nuclear Reactors, Boilers, Machinery Etc.; Parts	0.1	0.2	0.2	0.2	0.3	1.0
Electric Machinery Etc.; Sound Equip; Tv Equip; Pts	0.3	0.2	0.0	0.1	0.1	0.7
Animal Or Vegetable Fats, Oils Etc. & Waxes	0.5	0.0	0.0	0.0	0.0	0.5
Food Industry Residues & Waste; Prep Animal Feed	0.0	0.3	0.0	0.0	0.0	0.3

Source: U.S. Census Bureau, USA Trade Online.

# Export Trends: New London

---



- Activity at the Port of New London is sporadic, peaking at \$43 million of exports in 2006 and with less than \$1 million of exports in the last four years (2014-2017)
  - The only export through New London in 2016 and 2017 was Nuclear Reactors, Boilers, Machinery Etc.; Parts

Source: U.S. Census Bureau, USA Trade Online.

---

For more information, contact:  
Evan Matthews, Executive Director  
Connecticut Port Authority  
455 Boston Post Road, Suite 204  
Old Saybrook, CT 06475  
860-577-5174